



NPACA reports on all adults with a new diagnosis of pancreatic cancer in NHS hospitals in England (2020-2021) and Wales (2022)

Diagnosis and staging

19,308

diagnoses of pancreatic cancer in England in 2020-21

480

diagnoses of pancreatic cancer in Wales in 2022

England:
51% Men
49% Women

Wales:
50% Men
50% Women

74 years

 median age at diagnosis

Work up and waiting times

76%

of people had a record of an Multi-Disciplinary Team discussion in England



Percentage of people diagnosed within 28 days of referral:**

England: 67%
Wales: 70%



Median time (IQR*) from referral to first treatment:**

England: 75.5 (57-99) days
Wales: 82 (62 - 125) days

Supportive care

51%

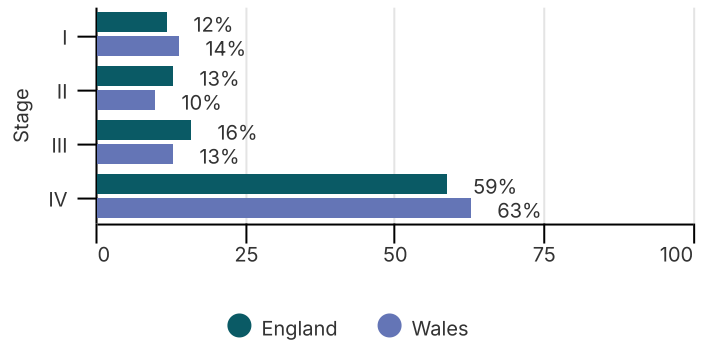
of people diagnosed during 2020-21 were prescribed PERT.

86%

of people with new diagnoses of pancreatic cancer were seen by a Clinical Nurse Specialist in England****

* Based on people with complete staging information available
** For England, the figure is based on people diagnosed after GP referral. For Wales, we include all routes to diagnosis
*** Interquartile range
**** Information available for only 46% of people

Stage at diagnosis*



Treatment

Percentage of people receiving any form of disease-modifying treatment

Stage I - III: All treatments: England 55%; Wales 41%

Treatment	England	Wales
Surgery	28%	19%
Chemotherapy	47%	29%
Radiotherapy	10%	10%

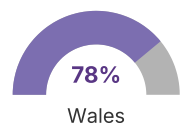
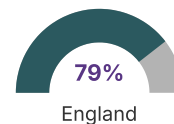
Stage IV: All treatments: England 25%; Wales 16%

Treatment	England	Wales
Chemotherapy	24%	14%
Radiotherapy	3%	3%

Survival

Percentage of people who survived for 30 days or 1 year after diagnosis in England and Wales

30 days



1 year

